



Tudor Grange Academy Redditch

Year 11 Parents' Revision Guide





Support

Revision
timetables

Equipment

Strategies

Subject
support
materials





Essential Information

Candidate number
Entry sheet

9:30am and
1:30pm start
Full school uniform

Transparent pencil
case

NO MOBILE
PHONES

Illness – phone
school – Doctor's
note required





Getting started

- Revision timetable
- Up to date class notes
- Revision materials given out by departments
- Revision lists
- Lists of exactly what is in each exam
- Any Study Guides which have been bought

Now that I have done this, what is the best way for me to revise?





Equipment

Highlighters

Coloured pens

Post-It notes for
formulas/key words

Different coloured
paper for different
subjects

Recording devices



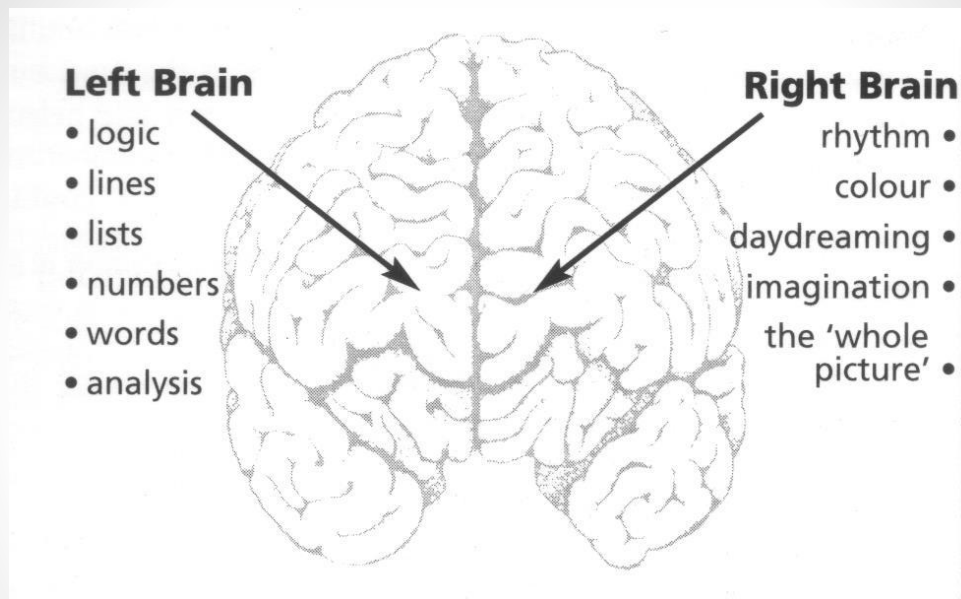


THE AVERAGE MALE

Does first and then (hopefully) thinks!

Likely Weaknesses

Linear process
Communication skills
Reflective thinking skills



THE AVERAGE FEMALE

Thinks first then (hopefully) does!

Likely Weaknesses

Risk averse
Overworks
Guilt
Blames herself
Overly detailed





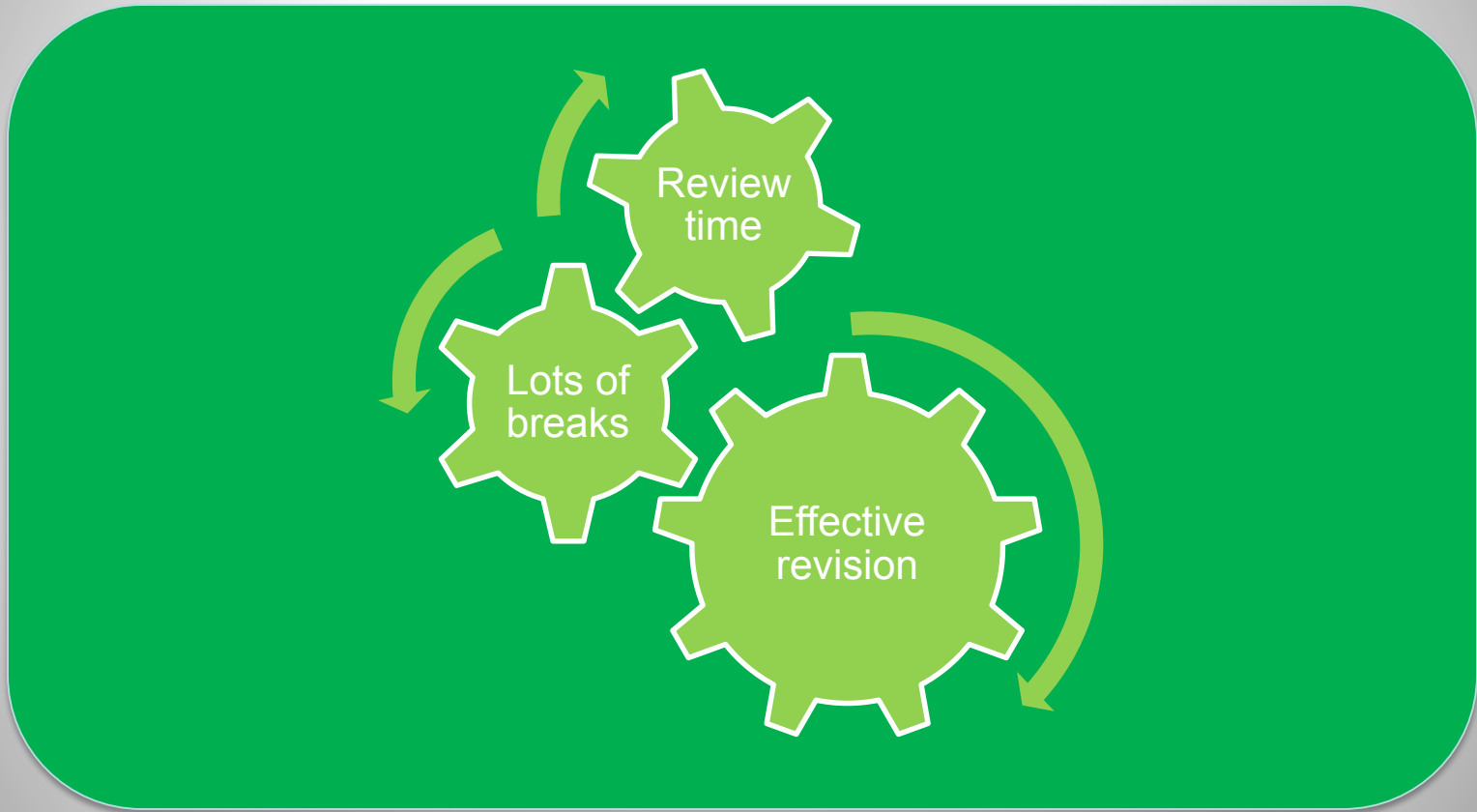
Where to revise

- Not in front of the TV
- At a table
- Quiet place
- An organised room
- Lay out all the materials for each subject to save time
- Come to a compromise on music





Time Management





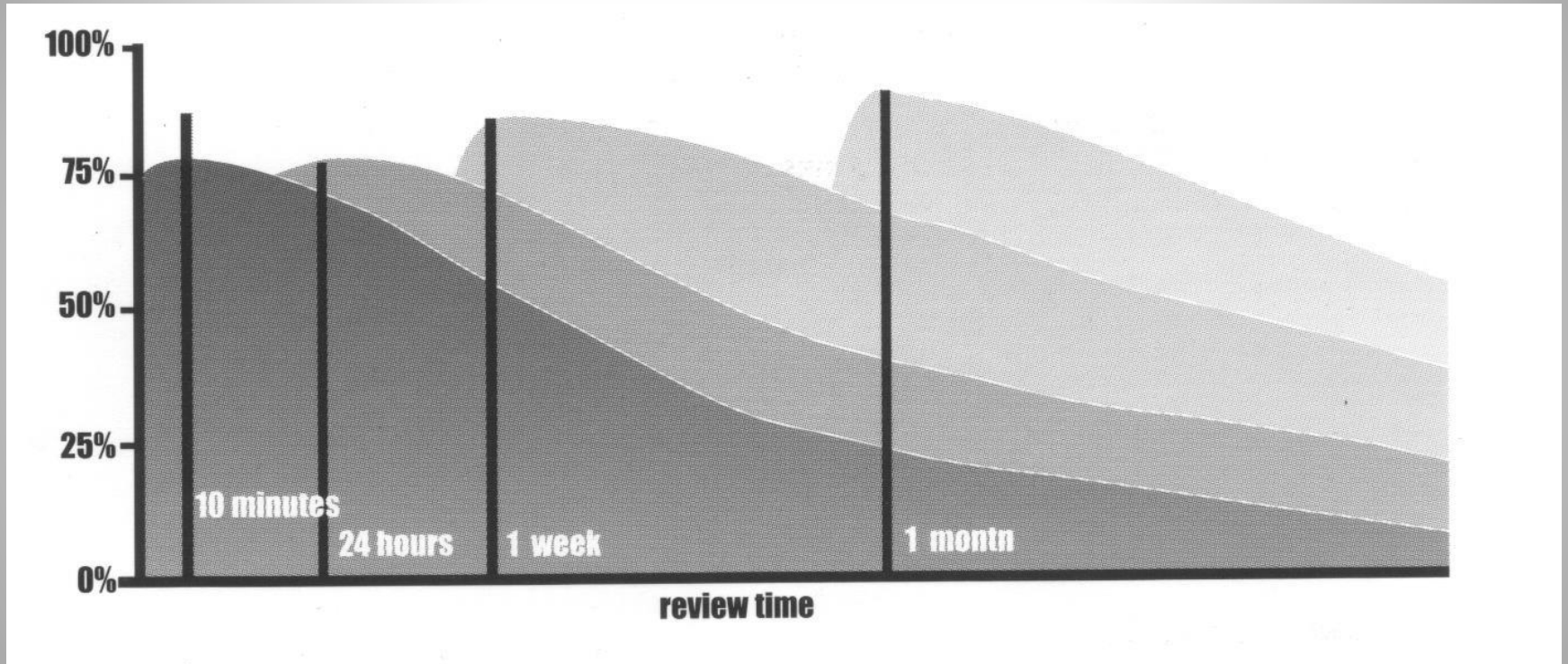
How people learn

- Most people can only concentrate, understand and remember **for between 20 and 45 minutes at a time**
- Your brain keeps working for 10 minutes after you have stopped learning:
 - sorting out what is has been learning
 - creating a more complete picture





Maximise learning



maximise wave





Review time

- You need to review what you have learnt:
 - After 10 minutes
 - At the end of the day
 - At the end of the week
 - At the end of the month
 - The week before the exams





Breaking a subject down

I'm doing Maths for
40 minutes and
then half an hour of
French





I'm doing 40
minutes of algebra
and 30 minutes of
irregular verbs





SUBJECT

TOPIC

STUDY
UNITS

1

2

3

4

5

TOPIC

STUDY
UNITS

1

2

3

4

5

TOPIC

STUDY
UNITS

1

2

3

4

5





Eating and Exercise

- Make sure they:
 - Take meal breaks
 - Drink plenty of water
 - Avoid sugary snacks
 - Avoid fizzy drinks
 - Take regular exercise
 - Take breaks from staring at a computer screen





Visual Learners

Write down key facts

Use Mind Maps

Create pictures and diagrams

Use timelines

Use pictures, diagrams and charts

Watch DVDs, films, TV programmes





Auditory Learners

Listen to a presentation

Read aloud to themselves

Make a tape with key points to listen to

Verbally summarise

Explain their subject to someone else

Talk to themselves

Use Mnemonics

May work well with music





Physical Learners

Use highlighters to select Key Words, main ideas

Make index cards

Sort cards into an order

Make models

Record info as they hear it – eg in a Mind Map

Use computer software





Revision Timetables

A variety of
subjects across a
day

Review slots

Sessions of 30-40
minutes with 10
minute breaks

Remember to eat
and drink

Be realistic





Start now!

Encourage them to start NOW:

- 1 session on a week night
- 3-4 at the weekend
- Build in treats
- Discuss it
- Build in rewards
- Offer as much praise as you can





Keep it Interesting

- Put key words onto Post-It Notes
- Make flash cards – questions one side / answers on the back
- Create a Mind Map
- Plan an exam answer and write the first paragraph
- Create a dictionary for each subject
- Fill the bedroom walls with posters for key ideas
- Record onto tape key quotations/French vocab





Revision Timetable

TIME	MORNING	AFTERNOON	EVENING
30 mins	ENGLISH Of Mice and Men Lennie's character	MATHS Quadratic equations	FOOTBALL PRACTICE
30 mins	SCIENCE Biology Respiration	BUSINESS STUDIES Marketing	FRENCH Irregular verbs
30 mins	FRENCH Holiday vocabulary	RE The Existence of God	REVIEW SLOT
30 mins	HISTORY USA Student Movement	FOOTBALL PRACTICE	REVIEW SLOT





How to succeed in the CORE SUBJECTS

